

APRIL HIGHLIGHTS

The Fund recorded a performance of **53 bps**. The cumulative Fund performance over the past 12 months was 5.93%.

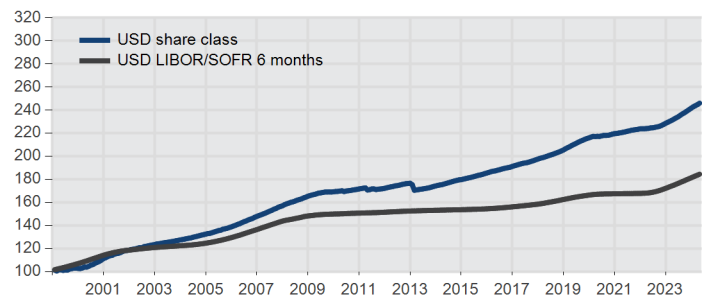
In April, the Fund's total disbursements amounted to USD 80 million across seven countries. The Fund's outreach includes 158 financial institutions across 54 countries. The portfolio's weighted average life remains stable at 21 months.

The investment team continues to source attractive opportunities globally while applying a rigorous investment approach, aligned with the Fund's strategy. The investment level remains stable and is close to its target as of end of April.

PERFORMANCE

Net Asset Value (NAV) in USD	2,575,076,241			
	USD	EUR	CHF	SEK
Share Value (Class P Shares)	24,602.86	15,895.04	13,666.84	10,669.68
Monthly return	0.53%	0.40%	0.18%	0.42%
Return on investment YTD	1.83%	1.35%	0.57%	1.39%
Since inception (annualized)	3.57%	2.21%	1.40%	2.31%
Since inception (total return)	146.03%	58.95%	36.67%	6.70%
Inception date Class P	Sep 98	Apr 03	Dec 01	Jun 21

PERFORMANCE HISTORY***



MONTHLY PERFORMANCE 1)

	May 23	Jun 23	Jul 23	Aug 23	Sep 23	Oct 23	Nov 23	Dec 23	Jan 24	Feb 24	Mar 24	Apr 24
USD share class	0.45%	0.41%	0.57%	0.50%	0.45%	0.52%	0.51%	0.54%	0.51%	0.40%	0.38%	0.53%
EUR share class*	0.30%	0.19%	0.43%	0.34%	0.31%	0.39%	0.35%	0.38%	0.40%	0.26%	0.27%	0.40%
CHF share class*	0.11%	0.02%	0.28%	0.15%	0.17%	0.19%	0.13%	0.19%	0.22%	0.08%	0.09%	0.18%
SEK share class*	0.34%	0.20%	0.43%	0.36%	0.31%	0.40%	0.33%	0.36%	0.41%	0.28%	0.28%	0.42%

* Hedged against USD

ANNUAL PERFORMANCE 2)

	2014	2015	2016	2017	2018	2019	2020	2021	2022	2023	2024*
USD share class	3.11%	3.21%	3.09%	3.32%	3.98%	5.13%	1.70%	1.91%	2.10%	5.75%	1.83%
USD LIBOR/SOFR 6M***	0.34%	0.49%	1.06%	1.47%	2.50%	2.32%	0.69%	0.20%	2.83%	5.20%	1.73%
EUR share class	3.03%	2.64%	1.60%	1.03%	1.01%	2.05%	0.27%	1.08%	0.06%	3.59%	1.35%
EUR LIBOR/ESTR 6M**	0.27%	0.05%	-0.17%	-0.28%	-0.32%	-0.36%	-0.38%	-0.54%	0.56%	3.54%	1.24%
CHF share class	2.80%	1.58%	1.07%	0.65%	0.68%	1.65%	-0.05%	0.85%	-0.29%	1.58%	0.57%
CHF LIBOR/SARON 6M**	0.07%	-0.68%	-0.67%	-0.66%	-0.66%	-0.68%	-0.66%	-0.72%	0.06%	1.64%	0.49%
SEK share class	<i>3.49%</i>	<i>2.51%</i>	<i>1.47%</i>	<i>1.24%</i>	<i>1.10%</i>	<i>2.30%</i>	<i>0.73%</i>	<i>1.49%</i>	0.67%	3.78%	1.39%
SEK deposit 6M	0.65%	-0.15%	-0.41%	-0.45%	-0.31%	0.02%	0.09%	-0.10%	1.35%	3.87%	1.31%

*YTD as of 30 April 2024

**Index change effective as of 01.01.2022 (until 31.12.2021: LIBOR 6 months)

***Index change effective as of 01.01.2023 (until 31.12.2022: LIBOR 6 months)

FUND FACTS

Average exposure per MFI (USD)	14,137,856
Weighted average life (years)	1.76
Weighted average interest rate duration (years)*	0.22
Number of countries	54
Number of MFIs	158
Number of loans outstanding	317
Cash & cash equivalents**	7%
Number of loans/tranches disbursed since inception	1,975

*The low duration is due to the Fund hedging fixed rate loans by entering SWAP agreements which pay a floating rate of 6m SOFR plus risk premium

** Cash and money market funds

1) All investment involve risk including the loss of principal. Past performance provided no guarantee of future performance. The value of investment may rise and fall and may not return to the amount originally invested.

2) Performance history for Class P Shares SEK (in italics) is calculated using realized net performance of Class P Shares, adjusted by historical USD/SEK cost of hedging (until 30 June 2021)

3) Since fund inception

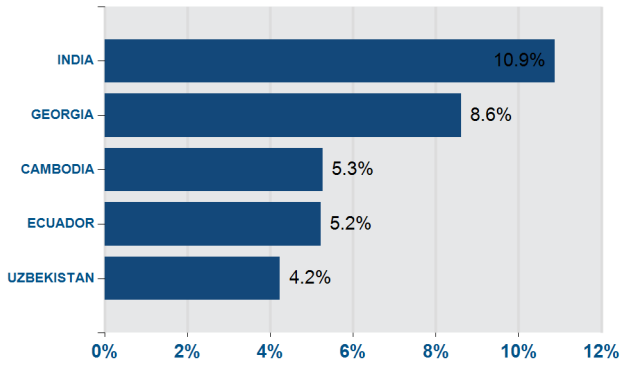
The BlueOrchard Microfinance Fund is not available to US Investors.

FUND STATISTICS 2) 3)

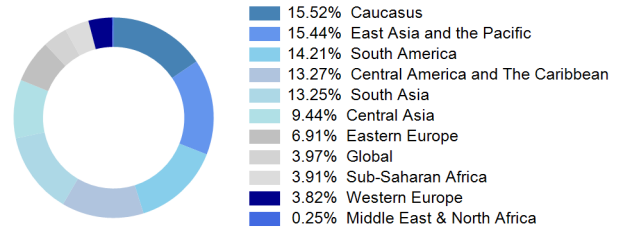
Annualized return	3.57%
Average monthly return	0.29%
Best month (Dec 2000)	1.23%
Worst month (Feb 2013)	-2.74%
Volatility	1.03
Sharpe Ratio (risk-free rate of 2.3%)	1.25
Correlation with MSCI World	-0.02
Correlation with JPM EMBI Global	0.12
Correlation with 6-month USD Libor/SOFR Index	0.46



TOP 5 COUNTRIES (AS % OF TOTAL ASSETS)



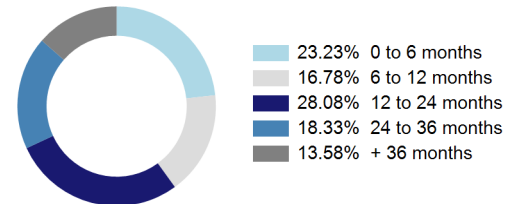
EXPOSURE BY REGION (AS % OF MFI PORTFOLIO)



TOP 5 HOLDINGS (AS % OF TOTAL ASSETS)

TBC BANK	Georgia	3.13%
JSC CREDO BANK	Georgia	3.00%
PROCREDIT HOLDING	Germany	2.85%
PRODUBANCO	Ecuador	2.52%
PROMERICA GUATEMALA	Guatemala	1.93%

EXPOSURE BY MATURITY (AS % OF TOTAL ASSETS)



EXPOSURE BY SECTOR (AS % OF TOTAL ASSETS)



MFI FINANCIAL INDICATORS**

Asset growth (last 12 months)	11.52%
Portfolio growth (last 12 months)	11.04%
Return on assets (ROA) (last 12 months)	1.71%
Return on equity (ROE) (last 12 months)	12.01%
Portfolio at risk 30 days (PAR 30)	4.23%
Write-offs (last 12 months)	2.14%
Debt/equity ratio	4.96x

**Data presented are medians across MFIs in the portfolio for period ending the 31 January 2024 from unaudited management reports as provided by MFIs. Data based on the latest available data in local currency from MFIs.

Investment Manager	BlueOrchard Finance Ltd	Fund inception	18 September 1998	Subscriptions	Monthly, 1 day notice	Currency	ISIN
Custodian & TA	Banque de Luxembourg & European	Base currency	USD	Redemptions	Monthly, 30 days notice	USD	LU0091117944
	Fund Administration S.A., Luxembourg	Income	Reinvested	Min subscription	USD/EUR/CHF 10'000	EUR	LU0164081316
Fund Structure	SICAV Luxembourg, part II	Management Fee	1.85% p.a.	TER	1.99% (as of 30/06/2023)	CHF	LU0136928586
						SEK	LU2273970553

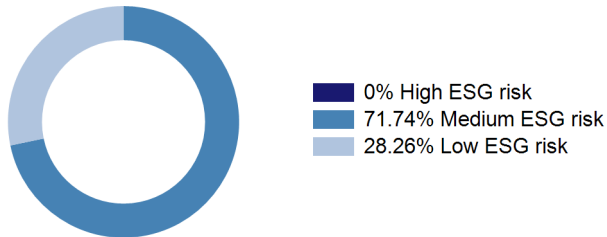
The fund has the objective of sustainable investment within the meaning of Article 9 of Regulation (EU) 2019/2088 on Sustainability-related Disclosures in the Financial Services Sector (the "SFDR"). The BlueOrchard Microfinance Fund is not available to US Investors.

IMPACT AND ESG INTEGRATION IN THE INVESTMENT PROCESS

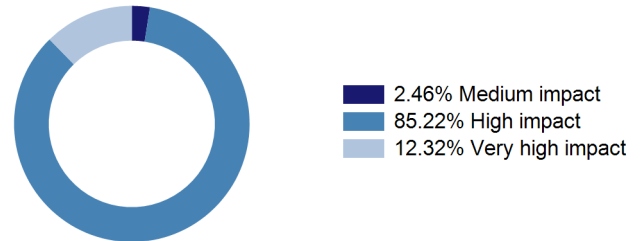
The BlueOrchard Microfinance Fund (BOMF) aims to expand access to financial services across the developing world, communities and value chains that are historically denied such access to the detriment of economic mobility and prosperity for a large proportion of the world's population. BOMF provides debt capital to institutions that focus on serving economically and environmentally vulnerable communities in more than fifty (50) emerging markets around the world with a strong and consistent focus on ensuring that MSME lending is conducted in an equitable, transparent and ultimately beneficial manner.

Each investment in the Fund is selected on the basis of BlueOrchard's rigorous ESG and impact management framework known as the B.Impact Framework(1). B.Impact, a proprietary framework, ensures that ESG risks and impact objectives are incorporated in each investment decision on an independent basis by a team of specialized professionals.

ESG ASSESSMENT



IMPACT ASSESSMENT*



*Does not include any loans that have a credit risk loan classification

IMPACT PERFORMANCE INDICATORS


# MSMEs(1) supported by FIs in the portfolio	33,370,474
# MSMEs supported by BOMF	1,412,677
% rural clients*	63%
% female clients	83%
# job opportunities created or maintained by FIs in the portfolio**	158,929,973
# job opportunities created or maintained by BOMF	6,511,708
Average Loan Sizes to MSMEs	
Simple average across FIs in USD	14,883
Median across FIs in USD	4,967

(1) Micro, small, and medium-size enterprises (MSMEs)

*There has been a shift in the percentage of rural clients due to an adjustment implemented to ensure a more accurate reflection of the information.


**The total number of jobs created or maintained is calculated by means of the following formula: Total number of micro enterprise clients * Average number of employees per micro enterprise + Total number of small enterprise clients * Average number of employees per small enterprise + Total number of medium enterprise clients * Average number of employees per medium enterprise.

CORE SDGs*



*Sustainable Development Goals of the United Nations

ALIGNED SDGs



For additional information, please contact:

BlueOrchard Finance Ltd. Business Development:

✉ investor@blueorchard.com

☎ +41 44 441 55 51

This document is intended only for professional investors and provided for marketing reasons. It has been prepared by BlueOrchard Finance Ltd. ("BOF") and is intended for information purposes only. It is not a solicitation, or an offer for the purchase or sale of any financial instrument. This document is not intended to provide and should not be relied on for accounting, legal or tax advice, or investment recommendations. It is not to be seen as investment research and it was not prepared in accordance with legal requirements to advertise independence of investment research. It is not subject to any prevention on dealing ahead of the dissemination of investment research. Certain services and products are subject to legal and regulatory provisions and may therefore not be offered in your jurisdiction on an unrestricted basis. By no means the information provided in this document aimed at persons who are residents of any country where the product mentioned herein is not registered or approved for sale or marketing or in which dissemination of such information is not permitted. Persons who are not qualified to obtain such publication are kindly requested to discard it or return it to the sender. BOF accepts no liability arising from the use of this document, be it directly or indirectly. No representation or warranty, express or implied, is given for any information or opinion contained herein or for any errors or omissions. Any past performance mentioned in this document is not a guide to future performance and may not be repeated. All investments involve risks including the risk of possible loss of principal. The representative in Switzerland is 1741 Fund Solutions AG, Burggraben 16, 9000 St. Gallen. The paying agent in Switzerland is Bank Tellco AG, Bahnhofstrasse 4, 6430 Schwyz. Unless otherwise indicated, all figures are unaudited. BlueOrchard is a wholly-owned subsidiary of Schroders Capital. Schroders Capital is the private markets investment division of Schroders plc. Schroders Capital is registered as an investment adviser with the SEC. BlueOrchard is not registered as an investment adviser with the SEC. BlueOrchard has filed as an Exempt Reporting Advisor with the SEC. Schroder Fund Advisors LLC ("SFA") markets certain investment vehicles for which BlueOrchard is an investment adviser. SFA is registered as a limited purpose broker-dealer with FINRA and as an Exempt Market Dealer with the securities regulatory authorities in Alberta, British Columbia, Manitoba, New Brunswick, Newfoundland, Nova Scotia, Ontario, Quebec, Saskatchewan, Newfoundland and Labrador. Schroders Capital, BlueOrchard and SFA are wholly-owned subsidiaries of Schroders plc, a UK public company with shares listed on the London Stock Exchange. Schroder Fund Advisors LLC, 7 Bryant Park, New York, NY, 10018-3076, (212) 641-3800. This document may not be distributed further to third parties. This material must not be issued in any jurisdiction where prohibited by law and must not be used in any way that would be contrary to local law or regulation. Copyright © 2024 BlueOrchard Finance Ltd. All rights reserved.