PRI PRINCIPLES FOR RESPONSIBLE INVESTMENT

REPORTING CORE

ASSESSMENT REPORT 2026

BLUEORCHARD FINANCE

24 November 2026

About PRI reporting

Each year, PRI signatories are required to report on their responsible investment activities, contributing to the largest global reporting project on responsible investment. PRI reporting was developed with investors, for investors.

About this report

Assessment Reports document the signatory's scores for all the assessed indicators responded to in the 2026 Reporting Framework and the resulting aggregated group scores.

There are three scoring groups: Policies, governance and disclosure; Investment practices; and Selection, appointment and monitoring of external managers. The scores for each group are calculated by aggregating scores across the relevant responsible investment activities around which the Reporting Framework is organised.

Both question-level assessment criteria and assessment methodology guide can be found on the Data Portal.

Assessment Reports can be used to inform signatories' internal discussions about their responsible investment practices. They support learning and development by outlining how signatories' responsible investment practices compare with peers across asset classes and geographies.

While Assessment Reports are only accessible to the signatory to which they belong, signatories can choose to make their Assessment Reports available to clients, beneficiaries and other stakeholders provided they do so in compliance with the publication guidelines.

Publication guidelines

These publication guidelines have been developed to support signatories that choose to disclose their assessment results to do so accurately and consistently.

- Signatories should not portray any single score as representative of an overall or average score.
- Signatories should not disclose individual indicator scores in isolation, instead they should present them with the full group scorecard, which contains all individual indicator scores per group.
- Signatories should not disclose individual group scores in isolation, instead they should present them with the full summary scorecard, which contains all group scores, to ensure full transparency.
- Publication of scores should be accompanied by access to the full Assessment Report and Transparency Report.

Assessment Reports are the intellectual property of PRI. Under no circumstances can this report or any of its contents be sold to third parties. Consent from the reporting signatory must be provided when sharing with third parties. Signatories should consider and be aware of any local regulations around sharing or promoting their PRI scores and/or third-party ratings.

Disclaimer

Legal context

The PRI recognises that the laws and regulations to which signatories are subject differ by jurisdiction. We do not seek or require any signatory to take an action that is not in compliance with applicable laws. All signatory responses should therefore be understood to be subject to and informed by the legal and regulatory context in which the signatory operates.

Responsible investment definitions

The PRI Reporting Framework Glossary provides definitions for key terms to guide reporting on responsible investment practices in the Reporting Framework. These definitions may differ from those used or proposed by other authorities and regulatory bodies due to evolving industry perspectives and changing legislative landscapes. Users of this report should be aware of these variations, as they may impact interpretations of the information provided.

Data accuracy

This document presents information reported directly by signatories in the 2026 reporting cycle. This information has not been audited by the PRI or any other party acting on its behalf. While this information is believed to be reliable, no representations or warranties are made as to the accuracy of the information presented.

The PRI has taken reasonable action to ensure that data submitted by signatories in the reporting tool is reflected accurately in their official PRI reports. However, it is possible that small data inaccuracies and/or gaps remain, and the PRI shall not be responsible or liable for such inaccuracies and gaps.

Table of contents

Summary scorecard	4
Policies, Governance & Disclosure (PGD)	5
Investment Practices - Fixed income - Corporate (IP - FI - Corp)	6
Investment Practices - Private equity (IP - PE)	7
Investment Practices - Private debt (IP - PD)	8

Signatory characteristics

To support benchmarking and comparison, signatories are sorted into peer groups based on key characteristics.

Region	Europe
Signatory category	Investment Manager
Size of AUM	$1 - 9.99 billion
Signatory joining date	2008

PRI aggregate AUM by asset class spread



Summary Scorecard

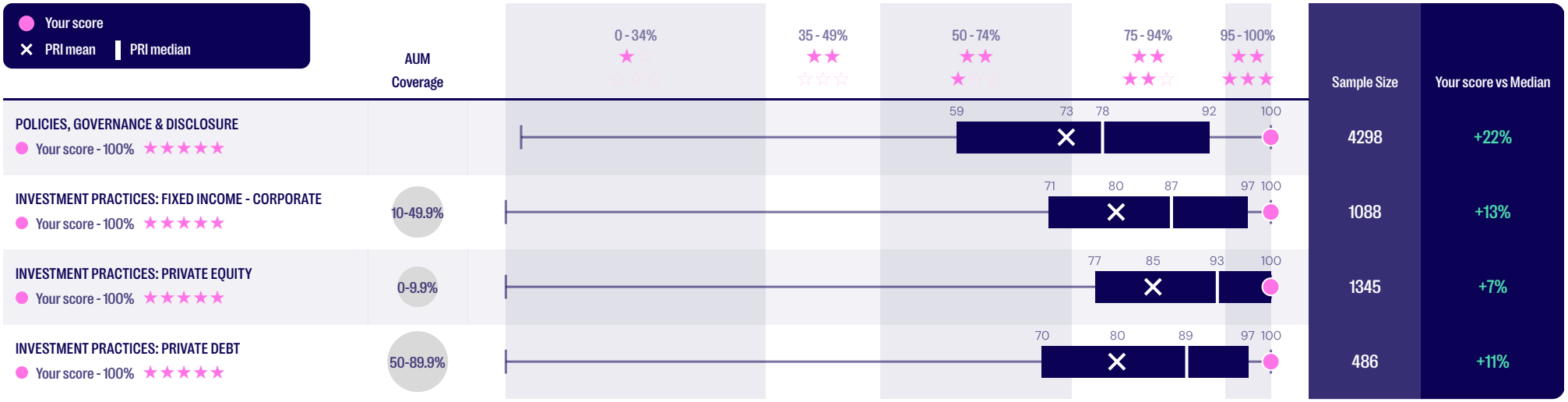

Policies, Governance & Disclosure

The Policies, governance and disclosure (PGD) score reflects the strength of the foundations underpinning the signatory's responsible investment. It assesses how an organisation embeds responsible investment commitments through its policies and governance structures (PG), collaboration activities (CO), engagement with clients and beneficiaries (ECB) and stewardship with policy makers and other stakeholders (SPS).

Assessed indicators from these RI activities are combined into a single entity-level PGD score and star rating. Signatories will receive one PGD score regardless of the number of asset classes reported.

★★★★★

Entity-level reporting

Indicator ID	RI Activity	Signatory score	Total signatories reported	Median score
PG 1	Policies and governance	100	4298	100
PG 2	Policies and governance	100	4286	100
PG 3	Policies and governance	100	3848	75
PG 4	Policies and governance	100	4287	100
PG 5	Policies and governance	100	4287	100
PG 6	Policies and governance	100	4298	100
PG 7	Policies and governance	100	4298	100
SPS 1	Stewardship with policy makers and/or other stakeholders	100	4298	100
SPS 2	Stewardship with policy makers and/or other stakeholders	100	3005	50
SPS 3	Stewardship with policy makers and/or other stakeholders	100	4298	100
CO 1	Collaboration	100	4298	66
ECB 1	Engagement with clients and/or beneficiaries	100	3459	100
ECB 2	Engagement with clients and/or beneficiaries	100	4298	66
ECB 3	Engagement with clients and/or beneficiaries	100	4298	100
ECB 5	Engagement with clients and/or beneficiaries	100	4298	66

BOX & WHISKER PLOT (PGD)

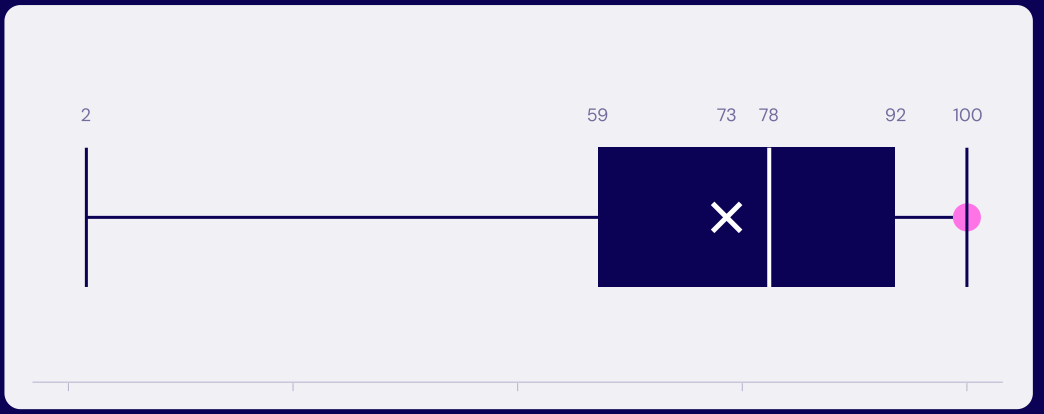

MEAN | MEDIAN | YOUR SCORE

Your score

100%

Median across all reported signatories

78%

Number of signatories reporting on PGD

4298

Your score vs reporting signatories peer average

+27%

Investment Practices - Fixed income - Corporate

The Investment Practices – fixed income – corporate score assesses how a signatory integrates responsible investment considerations into activities relating to internally managed fixed-income corporate assets, including through investment analysis (IA), investment decision-making (IDM) and stewardship with investees (SIA). Assessed indicators across these activities are combined into a single IP-FI-Corp score and star rating.

For the purposes of PRI reporting, fixed income corporate refers to publicly listed debt, senior and subordinated debt, project finance and infrastructure debt issued by public and private companies, banks and insurers.

★★★★★

Asset-class reporting

Indicator ID	RI Activity	Signatory score	Total signatories reported	Median score
IA 1	Investment analysis	100	3826	100
IA 2	Investment analysis	100	3826	100
IA 3	Investment analysis	100	3826	100
IA 4	Investment analysis	100	3848	92
IDM 1	Investment decision-making	100	1937	100
SIA 1	Stewardship with investees and/or assets	100	3848	66

BOX & WHISKER PLOT (IP-FI-CORP)

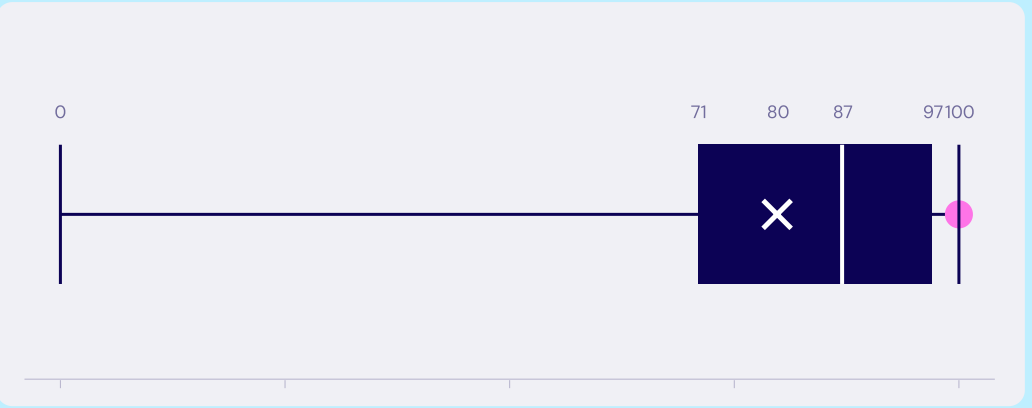

MEAN MEDIAN YOUR SCORE

Your score	Median across all reported signatories
100%	87%

Number of signatories reporting on IP-FI-Corp	Your score vs reporting signatories peer average
1088	+20%

Investment Practices - Private equity

The Investment practices – private equity score assesses how a signatory integrates responsible investment considerations into its activities relating to internally managed private equity assets, including through investment analysis (IA), investment decision-making (IDM) and stewardship with investees (SIA). Assessed indicators across these activities are combined into a single IP-PE score and star rating.

For the purposes of PRI reporting, private equity assets are defined as equity investments in privately held companies that are not traded on a stock exchange.

★ ★ ★ ★ ★

Asset-class reporting

Indicator ID	RI Activity	Signatory score	Total signatories reported	Median score
IA 1	Investment analysis	100	3826	100
IA 2	Investment analysis	100	3826	100
IA 3	Investment analysis	100	3826	100
IA 4	Investment analysis	100	3848	100
IDM 2	Investment decision-making	100	2289	100
SIA 1	Stewardship with investees and/or assets	100	3848	100
SIA 5	Stewardship with investees and/or assets	100	2101	100

BOX & WHISKER PLOT (IP-PE)



MEAN MEDIAN YOUR SCORE

Your score

100%

Median across all reported signatories

93%

Number of signatories reporting on IP-PE

1345

Your score vs reporting signatories peer average

+15%

Investment Practices - Private debt

The Investment practices – private debt score assesses how a signatory integrates responsible investment considerations into its activities relating to internally managed private-debt assets, including through investment analysis (IA), investment decision-making (IDM) and stewardship with investees (SIA). Assessed indicators across these activities are combined into a single IP-PD score and star rating.

For the purposes of PRI reporting, private debt is defined as debt investments not financed by banks and not issued or traded in an open market.

★ ★ ★ ★ ★

Asset-class reporting

Indicator ID	RI Activity	Signatory score	Total signatories reported	Median score
IA 1	Investment analysis	100	3826	100
IA 2	Investment analysis	100	3826	100
IA 3	Investment analysis	100	3826	100
IA 4	Investment analysis	100	3848	92
IDM 2	Investment decision-making	100	2289	100
SIA 1	Stewardship with investees and/or assets	100	3848	100
SIA 5	Stewardship with investees and/or assets	100	2101	72

BOX & WHISKER PLOT (IP-PD)



MEAN MEDIAN YOUR SCORE

Your score

100%

Median across all reported signatories

89%

Number of signatories reporting on IP-PD

486

Your score vs reporting signatories peer average

+20%