



Investment manager's comments

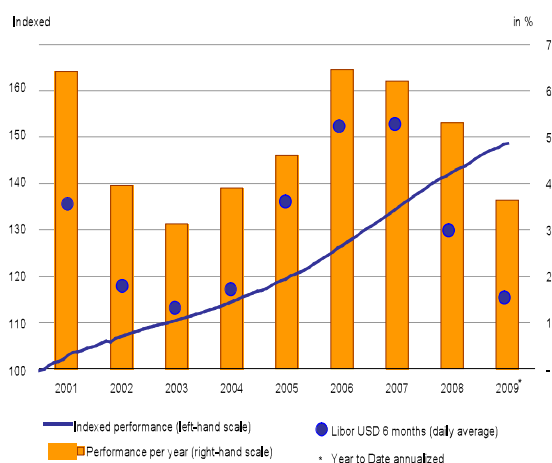
The Dexia Micro-Credit Fund's performance this month was lower than in recent months owing principally to the following factors: Firstly, the new large investor inflows from recent months are still in the process of being deployed. More time for placement is required primarily because of declining demand from microfinance institutions (MFIs) in recent periods, in line with their lower portfolio growth as they position themselves more conservatively in response to the global financial crisis. Furthermore, the strength of the EUR versus the USD has increased the EUR share class' value and therefore the fund's overall net asset value in USD terms, leading to a larger cash position. We expect several investments to be finalized in the coming weeks, thus increasing the portfolio to the desired level. Finally, we took a provision against a small position in the fund, lowering the performance slightly this month. Notwithstanding these factors, year-to-date performance of the fund remains well within target levels, and we expect this to continue.

Summary portfolio details

Net Asset Value (NAV) *	USD	502,212,662.12
Total Assets	USD	506,038,862.24
Microfinance loan portfolio	USD	364,615,702.36
Average loan size	USD	1,899,040.12
Portfolio average life (in months)		15.36
Number of countries		30
Number of MFIs		96
Number of loans outstanding		192
Total new disbursements this month:	USD	5,040,541.00
Number of new loans disbursed this month		2
Total loans disbursements (since inception)	USD	645,704,493.53
Number of loans disbursed (since inception)		602

*Net Assets are equal to Total Assets less liabilities, plus current receivables net of current payables.

Performance chart - USD share class



Performance data

	USD	EUR	CHF
NAV	182,315,424.14	195,564,972.06	49,579,259.47
Share Value	16,823.81	12,942.69	12,131.96
Monthly return (28 days)	0.13%	0.15%	0.10%
Return on investment year-to-date	1.74%	1.88%	1.42%
Last 12 months	4.38%	4.33%	3.35%
Last 3 years (annualized)*	5.51%	4.86%	3.24%
Last 5 years (annualized)*	5.34%	4.48%	2.91%
Since inception (total return)	68.24%	29.43%	21.32%
Inception date	September 1998	April 2003	December 2001

*Calculation takes into account compounding effect.

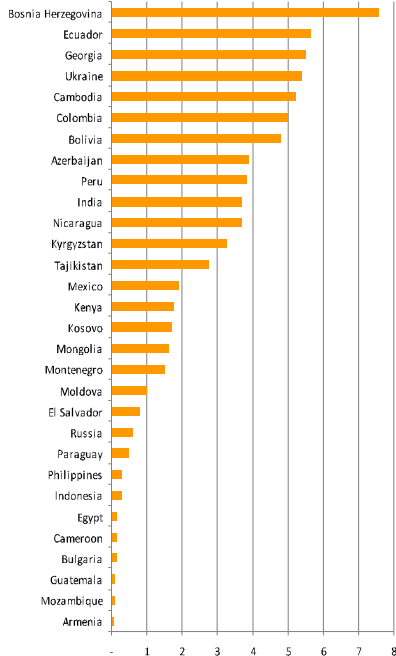
Social performance indicators

Total # of microentrepreneurs reached by MFIs in the portfolio	8,736,236
# of microentrepreneurs reached by funding provided by DMCF	369,549
% of rural clients*	41%
% of female clients*	52%
Average loan outstanding in USD	1,468

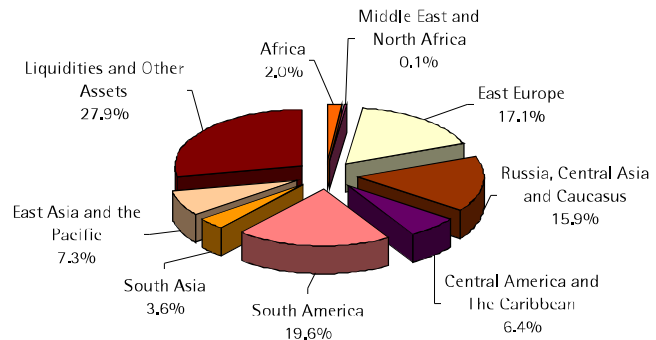
*Data as of 31 December 2008



Exposure by country (in % of NAV)



Exposure by region (as % of total assets)



Five largest outstanding positions (as % of NAV)

PROCREDIT BANK UKRAINE	Ukraine	5.38%
PROCREDIT BANK GEORGIA	Georgia	4.98%
WWB - BUCARAMANGA	Colombia	2.99%
PROCREDIT ECUADOR	Ecuador	2.73%
EKI	Bosnia-Herzegovina	2.62%

Fund description, facts and information



Structure: Luxemburg SICAV, part II
 Inception date: September 1998
 Registration: Luxemburg
 Investment Managers: BlueOrchard Finance S.A.
www.blueorchard.com
 Dexia Asset Management
www.dexia-am.com
 Custodian Bank: RBC Dexia
 Sponsor Bank/ Distributor: Dexia BIL
 ISIN Number: USD share class – LU0091117944
 CHF share class – LU0136928586
 EUR share class – LU0164081316

Valuation Dates: 1st Wed. of each month
 Subscriptions: Monthly (with 1 day's notice) effective the 1st Wed of each month
 Issuing Fees: 0-4%
 Redemptions: Monthly, with 30 days notice, effective the 1st Wed of each month
 Income: Reinvested
 Total Expense Ratio: approx. 2.2%
 Minimum subscriptions: USD 10,000
 CHF 15,000
 EUR 10,000

For additional information, please contact:

At BlueOrchard Finance S.A.: Lynn Martin, Director of Investor Relations, lynn.martin@blueorchard.com
 or Jean-Pierre Klumpp, CEO, jean-pierre.klumpp@blueorchard.com

At RBC Dexia Investor Services: David Rossi, Client Service Manager, David.Rossi@rbcdexia-is.net

Fund description

The Dexia Micro Credit Fund (DMCF) invests in debt instruments of up to 3 years in maturity issued by microfinance institutions (MFIs) located in Africa, Asia, Eastern and Central Europe and Latin America. The MFIs provide small loans and other financial services to microentrepreneurs who lack access to traditional banking services. With the capital provided by these loans, micro-entrepreneurs are able to develop and grow productive businesses and improve their families' standard of living. Thus, the DMCF seeks to achieve an attractive return for investors while providing important social impacts, including poverty alleviation, empowerment of the working poor and the strengthening of inclusive financial systems. The target annual return of the fund is 6-month Libor plus 1-2%.